

# Tracks

# 10

## section contents

<i>Big Wheel Axle Kit</i> .....	10-13
<i>Camoplast Tracks</i> .....	10-3
<i>Chaincase Guards</i> .....	10-11
<i>Chaincase Relocation Kit</i> .....	10-10
<i>Kimpex Tracks</i> .....	10-8
<i>Slide Rail Extensions</i> .....	10-12
<i>Suspension Hangers</i> .....	10-10
<i>Track Cleats, Bolts and Rivets</i> ...	10-14
<i>Transfer Rods – Yamaha</i> .....	10-11
<i>Tunnel Extension</i> .....	10-13

## Camoplast 15" x 114"

### Part # 679-9755

Ski-Doo	
1969 & earlier models (All 15")	
Blizzard 15"	1971
Elan (all models)	1971-1996
Olympique	1971-1975
TNT Slide	1970-1973

### Part # 679-9754

### Part # 679-9756

Ski-Doo	
Blizzard 5500, 7500, 9500, 9700	1978-1984
Citation 300	1978-1979
Citation 4500	1980-1983
Citation SS	1982-1984
Formula MX, SS, Plus, SP	1985-1989
Safari 377	1984-1988
Safari Scout, Saga, Voyageur	1989
TNT F/A 340,400,440	1973-1978
TNT RV	1976-1978

Yamaha	
GP 300	1976
GPX 338, 433	1974-1975
GS 340	1976

## Camoplast 15" x 116"

### Part # 679-9796

Yamaha	
EX 340, 440	1976-1981
GP 440	1977-1978
GS 340	1977-1978
PR 440	1977
SRX 440	1978-1980
SRV 540	1980
SS 440	1981-1983
Phazer 480	1984-1989
STX 340, 440	1976-1977

## Camoplast 15" x 121"

Arctic Cat	
Cougar 2-up	1993
Cougar	1989-1999
El-Tigre EXT	1989-1991
EXT	1991-1993
EXT 580 Deluxe	1996
EXT 580, EXT 580 EFI	1994-1998
EXT 600 Triple	1997-1998
EXT EFI	1993-1995
Jag 340, 440, Dlx	1992-1999
Jag Special	1992-1993
Jag 440 (Liquid)	1994-1998
Pantera	1990-1991
Prowler	1990-1994
Puma, Puma Deluxe	1995-1997
Thundercat	1993-2000
Wild Cat	1989-19903
Wild Cat 700 EFI	1994-1996
Z 370, 440	1997-2000
ZL 440	1997-2000
ZL 500 EFI	1998-2001
ZL 600, EFI	1998-2001
ZR 440	1993-2000
ZR 500 EFI	1998-2000
ZR 580, EFI	1993-1997
ZR 600, EFI	1998-2001
ZR 700	1995/1999-2000
ZRT 600	1997-2000
ZRT 800	1995-2000

Polaris	
Centurion Indy 50	1981-1982
Centurion 500	1979-1982
Classic	1994-1998
Galaxy 440, TXC440C	1981-1982
Indy 340, Dlx	1999-2001
Indy 400 Classic	1988
Indy 400 XC	1991
Indy 400	1985-1991
Indy 440 LC	1995-1998
Indy 500, EFI	1989-1999
Indy 600, XC, LE, SE	1983-1987
Indy 650, RXL	1988-1993
Indy Cross Country (XC)	1983
Indy Lite /Deluxe	1993-1998
Indy RXL	1983-1997
Indy Sport	1987-1999
Indy Starlite	1993-1995
Indy Storm	1993-1998
Indy Super Sport	1994-2001
Indy Trail	1983-1999
Indy Triumph	2000
Indy Ultra Special	1996-1998
Indy XCF	1997-1999
Indy XCR 600/SP	1995-1996
Indy XLT/Special	1993-1999
TXC	1979-1982
TXL 340	1977-1982
TXL Indy 340	1980-1982
XC 500, SP	1999
XC 600, SP	1999
XC 700, SP	1999
XCR 440	1992-1999
XCR 600 SP	1996-1998
XCR 600	1995-1998
XCR 700	1998-1999
XCR 800	1999-2000

Ski-Doo	
Formula Dlx 380	1999
Formula Dlx 500 ,l/c, 583	1997-2000
Formula Dlx 670	1999
Formula Grand Touring	1993-1995
Formula Touring L	1995-2000
Formula III 600	1995-1999
Formula III 700, 800	1998-2000
Formula Mach I	1989-2000
Formula Mach Z	1993-2000
Formula MX, Z	1990-1993
Formula MX, Z	1993-1997
Formula MX Z 440,500,600	1998-2000
Formula MX Z 670, HO	1996-1999
Formula MX ZX 440	1998-2000
Formula Plus	1990-1994
Formula S,SL,SS,STX	1995-1999
Formula SLS	1995-1997
Formula ST, STX, Z	1994
Formula Z 500	1999
Formula Z 670	1998-1999
Formula Z, 521, 583,	1994-2000
Gr.Touring, SE	1993-1994
Touring L,	1995-1998

Yamaha	
Exciter II, IILE, II SX	1991-1995
Exciter 570L	1987-1990
Phazer II, II ST	1990-1996
Phazer 500	1999-2000
SRV 540	1982-1990
SRX 440	1981
Venture XL	1991-1998
Venture SRV, GT	1991-1995
VMax	1991-1995
V-Max 4	1992-1997
V-Max 500/LE	1994-1996
V-Max 500 XT	1994-1997
V-Max 540	1983-1991
V-Max 600	1996
V-Max 600 LE	1994-1995
V-Max 600 XT	1995-1997
XLV 540	1985-1990
SX 600/ 700	1999-2000
SRX 600 /700	1999-2000

## Camoplast 15" x 136"

Arctic Cat	
Bearcat 340	1995-2000
Bearcat 440 I	1999-2000
Cougar MC	1993-1998
Cougar 2-up	1996
El-Tigre Mountain Cat	1989-1991
EXT Mountain Cat	1991-1993
EXT Powder Special	1995
EXT 580 EFI MC	1994-1998
EXT 580 Powder Spec.	1995-1997
EXT 600 Triple Touring	1998-2000
Pantera 580, 800	1992-2000
Pantera 1000	2000
Panther Dlx, 340, 440, 550	1992-2000
Powder 600 Extreme	1997-1998
Powder Spec. 500 EFI	1998-2000

Powder Spec. 580 EXT	1995-1997
Powder Spec. 600, EFI	1997-2000
Powder Spc. 700, LTD	1999
Prowler Mountain Cat	1990-1993
Prowler 2-up	1993-1995
Puma 2-up	1995-1997
Thundercat MC	1994-2000
Wildcat EFI, 700	1992-1995
Wildcat Mountain Cat	1989-1996
Wildcat Touring	1996

Polaris	
Indy 600 RMK	1999-2001
Indy 700 RMK	1997-2001
Indy 700 SKS	1997-1999
Indy Trail RMK	1999-2000

Ski-Doo	
Formula III 600 LT	1997-1998
Formula III 700 LT	1998
Formula Mach Z LT	1997-1998
Formula STX LT	1995-1996
Formula LT	1990-2000
Formula XTC	1990-2000
Gr.Touring 700, SE,500,583	1999-2000
Gr.Touring SE 670,580,470	1995-1998
Skandic 380, 500	1995-1999
Summit	1994-2000
Touring SLE, LE	1995-2000

Yamaha	
Bravo LT	1985-2000
Enticer II	1992-1993
ET 400 LT	1989-1991
ET II 410	1992-2000
EX 570ST	1993
Mountain Max 600, 700	1997-1999
Mountain Max 800	1997
Mountain SRX 700	1998
Phazer 480 ST	1991-1997
Phazer Mtn.Lite 480	1998-1999
Venture 500, 600	1997-2000
Venture XL	1999-2000
V-Max 4 800ST	1995-1997
V-Max 500 DX	1995-1996
V-Max 600 DX	1995-1996
V-Max 500ST, 600ST	1994-1996

## Camoplast 15" x 141"

M-Max's 600,700	2000-01
-----------------	---------

Camoplast 15" x 144" Track

Camoplast 15" x 151" Track

Camoplast 15" x 156" Track



## Ice Tech Series

Camoplast delivers traction with the all new revolutionary Ice Control Enhancement Technology series of tracks. A turn key solution to performance gains and safer riding with confidence from Camoplast, #1 in traction.

<b>Ice Claw</b>		Mid-height profile for aggressive exploring and ditch banging.					
Part #	Price (E)	Track Dimensions	Profile Height	Shipping Weight	Clip Configuration	Recomm. Use	
679-9928H	\$839.95	15" x 121"	1" (2.5 cm)	36 lbs. (16 kg)	Pace 3	Trail	
679-9950H	\$899.95	15" x 136"	1" (2.5 cm)	40 lbs. (18 kg)			

<b>Ice Ripper</b>		Mid-height profile for aggressive exploring and ditch banging.					
Part #	Price (E)	Track Dimensions	Profile Height	Shipping Weight	Clip Configuration	Recommended Use	
679-9993	\$929.95	15" x 121"	1.25" (3.2 cm)	37 lbs. (17 kg)	Pace 3	Trail	
679-9000	\$951.43	15" x 136"	1.25" (3.2 cm)	41 lbs. (19 kg)			

<b>Ice WideTrack</b>		Mid-height profile for aggressive exploring and ditch banging.					
Part #	Price (E)	Track Dimensions	Profile Height	Shipping Weight	Clip Configuration	Recommended Use	
679-9008	\$1159.95	20" x 156"	1.25" (3.2 cm)	72 lbs. (33 kg)	Full	Powder / Trail / Work	

## Hi-Performance Trail

Not everyone wants smooth trails — just ask the Ditch Banger. If you love banging the bumps, going hard and pushing it, we have your track. Camoplast cross-country tracks are built and tested tough on the nastiness of the hard-core terrain. Handling, hook-up and bite — key ingredients built into our aggressive designs for aggressive riders.



<b>RipSaw</b>		Highly aggressive with angled profiles for outstanding forward and lateral bite. Superior handling and acceleration in a wide variety of snow conditions.					
Part #	Price (E)	Track Dim.	Profile Ht.	Shipping Wt.	Clip Config.	Recom. Use	
679-9921	\$659.95	15" x 141"	1.25" (3.2 cm)	36 lbs. (16 kg)	Every 3rd	Trail	
679-9922	\$749.95	15" x 136"	1.25" (3.2 cm)	40 lbs. (18 kg)			
679-9923	\$859.95	15" x 121"	1.25" (3.2 cm)	42 lbs. (19 kg)			
679-9924	\$879.95	15" x 156"	1.25" (3.2 cm)	46 lbs. (21 kg)			
679-9925	\$959.95	15" x 144"	1.25" (3.2 cm)	49 lbs. (22 kg)	Full	Trail	
679-9955H	\$729.95	15" x 151"	1.25" (3.2 cm)	36 lbs. (16 kg)			
679-9967H	\$789.95	15" x 159"	1.25" (3.2 cm)	40 lbs. (18 kg)			
679-9968	\$709.95	16" x 144"	1.25" (3.2 cm)	39 lbs. (18 kg)			
679-9969	\$789.95	16" x 151"	1.25" (3.2 cm)	43.5 lbs. (20 kg)	Every 3rd	Trail	
679-9953	\$739.95	15" x 128"	1.25" (3.2 cm)	41 lbs. (19 kg)			
679-9001	\$689.95	13.5" x 128"	1.25" (3.2 cm)	34 lbs. (15 kg)	Full	On / Off Trail	
679-9006	\$869.95	15" x 144"	1.25" (3.2 cm)	45 lbs. (20 kg)			
679-9007	\$889.95	15" x 151"	1.25" (3.2 cm)	49 lbs. (22 kg)	Pace 3	Off Trail	
679-9998C	\$739.95	15" x 121"	1.5" (3.8 cm)	38 lbs. (17 kg)			
679-9013C	\$799.95	15" x 136"	1.5" (3.8 cm)	43 lbs. (19.5 kg)			

<b>Predator</b>		Engineered for superior acceleration and top speed, particularly in loose snow conditions.					
Part #	Price (E)	Track Dim.	Profile Ht.	Shipping Wt.	Clip Config.	Recom. Use	
679-9818	\$659.95	15" x 121"	1.25" (3.2 cm)	36 lbs. (16 kg)	Every 3rd	Powder / Soft Trail	
679-9819	\$739.95	15" x 136"	1.25" (3.2 cm)	43 lbs. (20 kg)			
679-9828	\$679.95	15" x 121"	1.25" (3.2 cm)	37 lbs. (16 kg)			
679-9833	\$699.95	15" x 121"	1.25" (3.2 cm)	39 lbs. (18 kg)	Fully	Trail	
679-9834	\$775.95	15" x 136"	1.0" (2.5 cm)	45 lbs. (20 kg)			
679-9830	\$649.95	15" x 121"	1.0" (2.5 cm)	34 lbs. (15 kg)	Every 3rd	Trail	
679-9831	\$709.95	15" x 136"	1.0" (2.5 cm)	39 lbs. (18 kg)			
679-9837	\$676.95	15" x 121"	1.0" (2.5 cm)	37 lbs. (17 kg)	Fully	Trail	
679-9838	\$749.95	15" x 136"	1.0" (2.5 cm)	42 lbs. (19 kg)			
679-9830H144	\$679.95	15" x 121"	1.0" (2.5 cm)	34 lbs. (15 kg)	Every 3rd	Trail	
679-9831H162	\$749.95	15" x 136"	1.0" (2.5 cm)	39 lbs. (18 kg)			
679-9837H144	\$699.95	15" x 121"	1.0" (2.5 cm)	37 lbs. (17 kg)			
679-9838H162	\$784.95	15" x 136"	1.0" (2.5 cm)	42 lbs. (19 kg)	Fully		

<b>HackSaw</b>		Rip Saw derivative featuring crescent profiles with recessed tips and cutting edges for hard packed snow. Excellent handling characteristics.					
<b>Part #</b>	<b>Price (E)</b>	<b>Track Dimensions</b>	<b>Profile Height</b>	<b>Shipping Weight</b>	<b>Clip Configuration</b>	<b>Recommended Use</b>	
679-9960	\$679.95	13.5" x 128"	1.0" (2.5 cm)	31 lbs. (14 kg)	Every 3rd  Pace 3	Trail	
679-9009	\$669.95	15" x 121"	1.0" (2.5 cm)	33 lbs. (15 kg)			
679-9009H144	\$669.95	15" x 121"	1.0" (2.5 cm)	33 lbs. (15 kg)			
679-9010H	\$699.95	15" x 136"	1.0" (2.5 cm)	38 lbs. (17 kg)			

<b>Cone</b>		Best profile for handling and top trail speed.					
<b>Part #</b>	<b>Price (E)</b>	<b>Track Dim.</b>	<b>Profile Ht.</b>	<b>Shipping Wt.</b>	<b>Clip Config.</b>	<b>Recom. Use</b>	
679-9855	\$639.95	13.5" x 128"	1.0" (2.5 cm)	33 lbs. (15 kg)	Every 3rd	Trail	
679-9856	\$699.95	15" x 121"	1.0" (2.5 cm)	39 lbs. (18 kg)			
679-9892	\$669.95	15" x 121"	1.187" (2.5 cm)	36 lbs. (16 kg)			
679-9893	\$729.95	15" x 136"	1.187" (3.0 cm)	40 lbs. (18 kg)			
679-9966	\$849.95	13.5" x 128"	1.187" (3.0 cm)	36 lbs. (18 kg)			

<b>Connected-Cone</b>		Engineered to provide maximum acceleration for trail sleds, ideal for snow drags.					
<b>Part #</b>	<b>Price (E)</b>	<b>Track Dimensions</b>	<b>Profile Height</b>	<b>Shipping Weight</b>	<b>Clip Configuration</b>	<b>Recommended Use</b>	
679-9854	\$676.95	15" x 121"	1.25" (3.2 cm)	37 lbs. (17 kg)	Every 3rd	Trail	
679-9858	\$739.95	15" x 136"	1.25" (3.2 cm)	42 lbs. (19 kg)			

<b>TrailSport</b>		General replacement track, the .91-inch three-pitch lug design provides improved traction over most older OEM tracks.					
<b>Part #</b>	<b>Price (E)</b>	<b>Track Dimensions</b>	<b>Profile Height</b>	<b>Shipping Weight</b>	<b>Clip Configuration</b>	<b>Recommended Use</b>	
679-9878H	\$639.95	15" x 121"	.91" (2.3 cm)	38 lbs. (17 kg)	Fully	Trail	

## Mountain

The vertical challenge requires gravity defying pull to reach the high mark, while the boon dockers needs precision handling to carve the lines. The mountain offers a ride unlike any other, which is why Camoplast offers a variety of tracks that perform in the deep snow unlike any other. In the mountains, the Fun Factor is huge and the bragging rights are oh, so sweet! For climbing, carving, or floating, choose Camoplast — because your buddies can be so nasty!



<b>Maverick</b>		Next generation Mountain Track designed to provide outstanding performance in deep bottomless powder, while maintaining transit capability on hard track.					
<b>Part #</b>	<b>Price (E)</b>	<b>Track Dim.</b>	<b>Profile Ht.</b>	<b>Shipping Wt.</b>	<b>Clip Config.</b>	<b>Recom. Use</b>	
679-9980	\$1114.29	16" x 162"	2.25" (2.5 cm)	55 lbs. (25 kg)	Pace 3	Powder / Hard Pack	
679-9981	\$1048.57	15" x 166"	2.25" (2.5 cm)	54 lbs. (24 kg)			
679-9012M	\$1049.95	15" x 162"	2.25" (2.5 cm)	51 lbs. (23 kg)			
679-9981M	\$1069.95	15" x 166"	2.25" (2.5 cm)	55 lbs. (25 kg)			

<b>Challenger Extreme</b>		Deep snow extreme performance with 3-inch drive pitch, now in multiple profile heights.					
<b>Part #</b>	<b>Price (E)</b>	<b>Track Dim.</b>	<b>Profile Ht.</b>	<b>Shipping Wt.</b>	<b>Clip Config.</b>	<b>Recom. Use</b>	
679-9936M	\$999.95	16" x 144"	2.5" (6.4 cm)	57 lbs. (26 kg)	Full  Pace 2 / 1.5" (3.8 cm)	Powder / firm snow	
679-9942M	\$999.95	15" x 144"	2.5" (6.4 cm)	54 lbs. (24 kg)			
679-9943M	\$1029.95	15" x 162"	2.5" (6.4 cm)	59 lbs. (27 kg)			
679-9944M	\$1098.09	16" x 162"	2.5" (6.4 cm)	62 lbs. (28 kg)			
679-9951M	\$999.95	15" x 150"	2.5" (6.4 cm)	56 lbs. (25 kg)			
679-9952M	\$999.95	16" x 150"	2.5" (6.4 cm)	58 lbs. (26 kg)			
679-9974	\$999.95	15" x 156"	2.5" (6.4 cm)	57 lbs. (26 kg)			
679-9975	\$999.95	16" x 156"	2.5" (6.4 cm)	60 lbs. (27 kg)			
679-9984M	\$989.95	15" x 141"	2.25" (5.7 cm)	47 lbs. (21 kg)			
679-9985M	\$999.95	15" x 153"	2.25" (5.7 cm)	50 lbs. (23 kg)			
679-9986M	\$1049.95	15" x 162"	2.25" (5.7 cm)	53 lbs. (24 kg)			

<b>Powder Design – Heat Exchange</b>		Track profile notched for heat exchanger.					
<b>Part #</b>	<b>Price (E)</b>	<b>Track Dimensions</b>	<b>Profile Height</b>	<b>Shipping Weight</b>	<b>Clip Configuration</b>	<b>Recommended Use</b>	
679-9842	\$875.95	15" x 136"	2.0" (5 cm)	50 lbs. (53 kg)	Full	Powder	

<b>Series IV</b>		Exclusive 2.125" profile height mountain track.					
<b>Part #</b>	<b>Price (E)</b>	<b>Track Dim.</b>	<b>Profile Ht.</b>	<b>Shipping Wt.</b>	<b>Clip Config.</b>	<b>Recom. Use</b>	
679-9978	\$969.95	15" x 159"	2.125" (5.4 cm)	57 lbs. (26 kg)	Full	Powder	

<b>Challenger</b>		Aggressive mountain track for hard surfaces. Best for wind-blown and packed snow, spring conditions, and climbing.					
Part #	Price (E)	Track Dim.	Profile Ht.	Shipping Wt.	Clip Config.	Recom. Use	
679-9788	\$979.95	15" x 141"	2.0" (5 cm)	52lbs.	Full	Powder / firm snow	
679-9797	\$859.95	15" x 136"	2.0" (5 cm)	50lbs.			
679-9798	\$799.95	15" x 121"	2.0" (5 cm)	45lbs.			
679-9808	\$1099.95	15" x 156"	2.0" (5 cm)	58lbs. ( )			
679-9875	\$959.95	15" x 144"	2.0" (5 cm)	51 lbs. (23 kg)			
679-9876	\$989.95	15" x 151"	2.0" (5 cm)	54 lbs. (24 kg)			
679-9884	\$1031.43	15" x 159"	2.0" (5 cm)	57 lbs. (26 kg)			
679-9899	\$999.95	16" x 144"	2.0" (5 cm)	55 lbs. (25 kg)			
679-9919	\$1049.95	16" x 151"	2.0" (5 cm)	57.5 lbs. (26 kg)			
679-9920	\$1077.14	16" x 159"	2.0" (5 cm)	60.5 lbs. (27 kg)			
679-9939	\$999.95	16" x 144"	2.313" (6 cm)	57.5 lbs. (26 kg)			
679-9940	\$1037.14	16" x 151"	2.313" (6 cm)	60.5 lbs. (27 kg)			
679-9941	\$1097.14	16" x 159"	2.313" (6 cm)	63.5 lbs. (29 kg)			
679-9977	\$1048.57	15" x 162"	2.0" (5 cm)	58 lbs. (26 kg)			
679-9979	\$1114.29	16" x 162"	2.313" (6 cm)	64.5 lbs. (29 kg)			

<b>Finger</b>		Aggressive mountain track for hard surfaces. Best for wind-blown and packed snow, spring conditions, and climbing.					
Part #	Price (E)	Track Dimensions	Profile Height	Shipping Weight	Clip Config.	Recommended Use	
679-9859	\$919.95	15" x 121"	2.25" (5.7 cm)	47 lbs. (21 kg)	Full	Packed Snow / Hill Climbing	
679-9871	\$959.95	15" x 144"	2.25" (5.7 cm)	56 lbs. (25 kg)			
679-9872	\$999.95	15" x 151"	2.25" (5.7 cm)	60 lbs. (27 kg)			
679-9885	\$1031.43	15" x 159"	2.25" (5.7 cm)	63 lbs. (29 kg)			
679-9889M	\$999.95	15" x 144"	2.0" (5 cm)	50 lbs. (53 kg)			
679-9890	\$1065.95	15" x 151"	2.0" (5 cm)	53 lbs. (24 kg)			
679-9891	\$1099.95	15" x 136"	2.0" (5 cm)	57 lbs. (26 kg)			

## Racing Tracks

From the hole-shot to the finish line, Camoplast digs deep, and holds the line right through to claim victory by delivering the best track technology available. Whether it is snow cross, oval, drag, or hill cross, Camoplast is proud to be the track of choice for all winning racing teams.



<b>Ice Ovals &amp; Le Mans Series</b>		Maximum performance racing track for ice / hard packed snow.					
Part #	Price (E)	Track Dim.	Profile Ht.	Shipping Wt.	Clip Config.	Recom. Use	
679-9812	\$739.95	15" x 121"	.525" (1.5 cm)	33 lbs. (15 kg)	Full / oval	Ovals / LeMans	
679-9844	\$879.95	15" x 121"	.725" (2 cm)	36 lbs. (16 kg)	Full / oval		
679-9845	\$879.95	15" x 121"	.725" (2 cm)	36 lbs. (16 kg)	Full / oval	Ovals	

<b>Grass / Ice Drag</b>		Low profile, maximum performance racing track for grass and ice.					
Part #	Price (E)	Track Dim.	Profile Ht.	Shipping Wt.	Clip Config.	Recom. Use	
679-9810	\$699.95	15" x 121"	.525" (1.5 cm)	28 lbs. (13 kg)	No holes / clips	Grass / Ice Drag	
679-9811	\$779.95	15" x 121"	.525" (1.5 cm)	33 lbs. (15 kg)	Full / flat		
679-9861	\$859.95	15" x 136"	.525" (1.5 cm)	32 lbs. (15 kg)	No holes / clips		
679-9862	\$859.95	15" x 136"	.525" (1.5 cm)	37 lbs. (17 kg)	Full / flat		
679-9902	\$919.95	13.5" x 128"	.525" (1.5 cm)	33 lbs. (15 kg)	Full / flat		
679-9904	\$919.95	13.5" x 128"	.525" (1.5 cm)	27 lbs. (12 kg)	No holes / clips		
679-9926	\$999.95	14" x 121"	.525" (1.5 cm)	31 lbs. (14 kg)	Full / flat		
679-9929	\$1085.71	13.5" x 136"	.525" (1.5 cm)	29 lbs (13 kg)	No holes / clips		
679-9937	\$1099.95	13.5" x 136"	.525" (1.5 cm)	34 lbs. (15 kg)	Full / flat		
679-9976	\$1148.57	13.5" x 144"	.525" (1.5 cm)	31 lbs. (14 kg)	No holes / clips		

<b>Asphalt Drag</b>		Slick / no profiles, using soft rubber compound for ultimate traction on pavement.					
Part #	Price (E)	Track Dim.	Profile Ht.	Shipping Wt.	Clip Config.	Recom. Use	
679-9802	\$879.95	15" x 121"	.625" (1.6 cm)	53 lbs. (24 kg)	No holes / clips	Asphalt	
679-9895	\$899.95	10.625" x 121"	.625" (1.6 cm)	33 lbs. (15 kg)			
679-9896	\$929.95	15" x 136"	.625" (1.6 cm)	35 lbs. (16 kg)			
679-9897	\$949.95	15" x 136"	.625" (1.6 cm)	37 lbs. (17 kg)			

<b>SnowCross / Hill Cross / Hybrid</b>		Hybrid profile for max acceleration, shorter width for better handling.					
<b>Part #</b>	<b>Price (E)</b>	<b>Track Dimensions</b>	<b>Profile Height</b>	<b>Shipping Weight</b>	<b>Clip Configuration</b>	<b>Recommended Use</b>	
679-9900	\$949.95	14" x 121"	1.5" (1.6 cm)	35 lbs. (16 kg)	Every 3rd	Snowcross / Hillcross	
679-9901	\$949.95	14" x 136"	1.5" (1.6 cm)	41 lbs. (16 kg)			

## Cross-Country

Not everyone wants smooth trails — just ask the Ditch Banger. If you love banging the bumps, going hard and pushing it, we have your track. Camoplast cross-country tracks are built and tested tough on the nastiness of the hard-core terrain. Handling, hook-up and bite — key ingredients built into our aggressive designs for aggressive riders.



<b>Crossover</b>		Engineered for superior performance in both trail and powder terrain.					
<b>Part #</b>	<b>Price (E)</b>	<b>Track Dimensions</b>	<b>Profile Height</b>	<b>Shipping Weight</b>	<b>Clip Configuration</b>	<b>Recommended Use</b>	
679-9003	\$875.95	15" x 144"	1.5" (3.8 cm)	47 lbs. (21 kg)	Pace 3	On / Off Trail	
679-9004	\$929.95	15" x 151"	1.5" (3.8 cm)	49 lbs. (22 kg)			
679-9005	\$975.95	15" x 159"	1.5" (3.8 cm)	51 lbs. (23 kg)			

<b>Predator</b>		Mid-height profile for aggressive exploring and ditch banging.					
<b>Part #</b>	<b>Price (E)</b>	<b>Track Dimensions</b>	<b>Profile Height</b>	<b>Shipping Weight</b>	<b>Clip Configuration</b>	<b>Recommended Use</b>	
679-9873	\$939.95	16" x 162"	1.25" (3.2 cm)	43 lbs. (20 kg)	Every 3rd	Powder / Soft Trail	
679-9874	\$959.95	15" x 166"	1.25" (3.2 cm)	46 lbs. (21 kg)			

<b>Intense</b>		Aggressive performance on and off the trail for standard length applications. The ditch bangers delight.					
<b>Part #</b>	<b>Price (E)</b>	<b>Track Dimensions</b>	<b>Profile Height</b>	<b>Shipping Weight</b>	<b>Clip Configuration</b>	<b>Recommended Use</b>	
679-9800	\$815.95	15" x 136"	1.5" (3.8 cm)	41 lbs. (19 kg)	Every 3rd	Trail / Powder	
679-9803	\$741.95	15" x 121"	1.5" (3.8 cm)	36 lbs. (16 kg)			
679-9930	\$759.95	15" x 121"	1.5" (3.8 cm)	40 lbs. (18 kg)	Full		

<b>Challenger / Trail</b>		Deeper lug design for maximum on/off trail exploring.					
<b>Part #</b>	<b>Price (E)</b>	<b>Track Dimensions</b>	<b>Profile Height</b>	<b>Shipping Weight</b>	<b>Clip Configuration</b>	<b>Recommended Use</b>	
679-9933	\$859.95	16" x 136"	1.75" (4.5 cm)	48 lbs. (22 kg)	Full	Trail / Powder Mountain	

## Traditional Touring

Experience that long haul winter ride with confidence. Camoplast Touring Tracks have been offering return tickets to touring sledders for many years. The classic designs, good reliability, coupled with good handling, all combine to make your destination riding a fun experience. For higher performance, fuel economy, safety and excellent stability, check out the ultimate riding experience with the Camoplast hi-performance profiles.



<b>Energy</b>		Light weight, economical replacement track.					
<b>Part #</b>	<b>Price (E)</b>	<b>Track Dimensions</b>	<b>Profile Height</b>	<b>Shipping Weight</b>	<b>Clip Configuration</b>	<b>Recommended Use</b>	
679-9793	\$579.95	15" x 121"	1.0" (2.5 cm)	32 lbs. (15 kg)	Every 3rd	Trail	
679-9794	\$715.95	15" x 136"	1.0" (2.5 cm)	36 lbs. (16 kg)			
679-9793T144	\$599.95	15" x 121"	1.0" (2.5 cm)	32 lbs. (15 kg)			

<b>DuraSport 530</b>		External drive for a reliable replacement on older sleds.					
<b>Part #</b>	<b>Price (E)</b>	<b>Track Dimensions</b>	<b>Profile Height</b>	<b>Shipping Weight</b>	<b>Clip Configuration</b>	<b>Recommended Use</b>	
679-9754	\$349.95	15" x 121"	0.53" (1.3 cm)	32 lbs. (15 kg)	Full guided	Trail	
679-9755	\$359.95	15" x 136"	0.53" (1.3 cm)	36 lbs. (16 kg)	Full		
679-9756	\$419.95	15" x 121"	0.53" (1.3 cm)	32 lbs. (15 kg)			

<b>DuraSport 725</b>		Economical, aggressive, and durable full-block profile design.					
<b>Part #</b>	<b>Price (E)</b>	<b>Track Dim.</b>	<b>Profile Ht.</b>	<b>Shipping Wt.</b>	<b>Clip Config.</b>	<b>Recom. Use</b>	
679-9783	\$689.95	15" x 136"	.725" (1.8 cm)	41 lbs. (19 kg)	Full / Notched	Trail	
679-9783T162	\$729.95	15" x 136"	.725" (1.8 cm)	41 lbs. (19 kg)			
679-9791	\$589.95	15" x 121"	.725" (1.8 cm)	36 lbs. (16 kg)			
679-9791T144	\$619.95	15" x 121"	.725" (1.8 cm)	36 lbs. (16 kg)			
679-9796	\$515.95	15" x 116"	.725" (1.8 cm)	37 lbs. (17 kg)			

<b>DuraSport 1000</b>		Economical, aggressive, and durable full-block profile design.					
<b>Part #</b>	<b>Price (E)</b>	<b>Track Dimensions</b>	<b>Profile Height</b>	<b>Shipping Weight</b>	<b>Clip Configuration</b>	<b>Recommended Use</b>	
679-9753	\$599.95	15" x 121"	1.0" (2.5 cm)	38 lbs. (17 kg)	Full / Notched	Trail / Powder	
679-9863	\$695.95	15" x 136"	1.0" (2.5 cm)	43 lbs. (20 kg)			

<b>DuraSport 1187</b>		General replacement track for full-block profile design for loose snow.					
<b>Part #</b>	<b>Price (E)</b>	<b>Track Dimensions</b>	<b>Profile Height</b>	<b>Shipping Weight</b>	<b>Clip Configuration</b>	<b>Recommended Use</b>	
679-9781	\$803.95	15" x 136"	1.187" (3 cm)	49 lbs. (22 kg)	Full	Powder / Trail	
679-9792	\$709.95	15" x 121"	1.187" (3 cm)	42 lbs. (19 kg)			

**Utility**

Whether you're fetching some wood for the stove or out fixing the power line, there's no utility track more ready, willing and capable than a Camoplast. Deep snow flotation, wide track designs and the traction needed to perform when there's work to be done.



<b>RipSaw Full</b>		Highly aggressive full profile for superior forward traction in a wide variety of snow conditions.					
<b>Part #</b>	<b>Price (E)</b>	<b>Track Dimensions</b>	<b>Profile Height</b>	<b>Shipping Weight</b>	<b>Clip Configuration</b>	<b>Recommended Use</b>	
679-9002	\$989.95	20" x 156"	1.25" (3.2 cm)	68 lbs. (31 kg)	Full	Powder / Trail / Work	


<b>Explore 725</b>		External drive for reliable replacement on utility specific snowmobiles.					
<b>Part #</b>	<b>Price (E)</b>	<b>Track Dimensions</b>	<b>Profile Height</b>	<b>Shipping Weight</b>	<b>Clip Configuration</b>	<b>Recommended Use</b>	
679-9011	\$579.95	15" x 139"	.725" (1.8 cm)	45 lbs. (20 kg)	Full	On / Off Trail	

<b>Explore</b>		Full-block, extra traction profile for utility sleds.					
<b>Part #</b>	<b>Price (E)</b>	<b>Track Dimensions</b>	<b>Profile Height</b>	<b>Shipping Weight</b>	<b>Clip Configuration</b>	<b>Recommended Use</b>	
679-9806	\$959.95	15" x 156"	1.0" (2.5 cm)	49 lbs. (22 kg)	Full	Powder / Trail	

<b>Widetrack</b>		Best for heavy duty hauling featuring extra lateral stability and traction.					
<b>Part #</b>	<b>Price (E)</b>	<b>Track Dimensions</b>	<b>Profile Height</b>	<b>Shipping Weight</b>	<b>Clip Configuration</b>	<b>Recommended Use</b>	
679-9881	\$1095.95	20" x 156"	1.25" (3.18 cm)	71 lbs. (32 kg)	Full	Powder / Trail / Work	
679-9008	\$1159.95	20" x 156"	1.25" (3.18 cm)	72 lbs. (33 kg)		Powder / Trail / Work (studded)	

## Ultimate Traxtion by Kimpex

- A great replacement track with premolded holes for studding.



Description	Part #	Price (G)
121" x 15" x 1"	004-648-100	\$519.95

## Ask us about our track specials!



Description	Part #	Price (D)
136" x 15" x 1.45"	136-02	\$629.95
136" x 15" x 1.4"	136-03	\$545.45
136" x 15" x 1.25"	136-04	\$545.45
144" x 15" x 1.25"	144-01	\$619.95
144" x 15" x 2"	144-20	\$599.95
151" x 15" x 2"	151-20	\$749.95
151" x 15" x 2.125"	151-21	\$789.95


Model	Year	Type	Width	Pitch	Qty	OEM	Part #	Price (D)
<b>Alouette</b>								
Alouette	1968-1974		18	2.01	57		004-560	\$260.00
Super Brute	1974		15	2.52	47		004-540	\$364.95
<b>Arctic Cat</b>								
Bearcat 440, 550	1995-2000		16	2.52	62	0602-241	-	-
Bearcat 500 Widetrack	1996-2002		16	2.52	62	0602-861	-	-
Cheetah	1973-1978	Cleat	17	2.52	46	0102-253	004-720	\$465.00
Cheetah F/C,L/C	1986-1988		16	2.52	62	0602-123	004-988K	\$785.00
Cheetah Touring	1989-1993			2.52	62	0602-241	004-988K	\$785.00
Cheetah 440, 550	1994		16	2.52	62	0602-241	004-988K	\$785.00
Cross Country	1976	Cleat	16	2.52	48	0102-232	004-710	\$459.00
Cougar	1968	Cleat	17	2.88	44	0110-585	004-001	\$500.00
Cougar	1985-1988		15	2.52	48	0602-116	004-987K	\$549.99
El Tigre F/A	1974-1980	Cleat	15	2.52	46	0102-254	004-730	\$499.95
El Tigre 5000/6000	1980-1984		15	2.52	46	0602-175	004-985K	\$499.95
El Tigre	1985-1989		15	2.52	48	0602-116	004-987K	\$549.99
Jag	1975-1981	Cleat	15	2.52	46	0102-254	004-730	\$499.95
<b>Chaparral</b>								
Firebird SS, Skylark	1972-1973		15	2.52	47		004-540	\$364.95
<b>Harley Davidson</b>								
All Models	1973-1975		18	1.97	58		004-530	\$369.95
<b>John Deere</b>								
300,400,500,JDX 4,JDX 8	1972-1977		15	2.52	47		004-540	\$364.95
Liquifire	1980-1984		15	3.29	35		004-545	\$549.95
Sportfire	1982-1984		15	3.29	35		004-545	\$549.95
Trailfire*	1979-1984		15	3.29	35		004-545*	\$549.95
Sportfire*	1980-1981		15	3.29	35		004-545*	\$549.95
* Sportfire & Trailfire Modification required : Use three (3) Part # 004-108-17 sprockets. Move suspension 1" forward by drilling 4 new holes in tunnel.								
JDX4, JDX6, JDX8	1974-1975	Cleat	15.5	2.52	48		004-546	\$509.95
Cyclone, Liquifire	1976-1978	Cleat	15.5	2.52	48		004-546	\$509.95
<b>Kawasaki</b>								
Intruder	1978-1982		15	2.52	48		004-752	\$500.00
Invader	1978-1981		15	2.52	48		004-752	\$500.00
LTD	1981		15	2.52	48		004-752	\$500.00
Interceptor	1982		15	2.52	46		679-9796	\$515.95
Drifter	1979-1981		15	2.52	46		679-9796	\$515.95
<b>Massey Ferguson</b>								
Many models			15	2.52	47		004-540	\$364.95
<b>Mercury</b>								
MX, SR 440	1975		15	2.52	48		004-752	\$500.00
<b>Motoski</b>								
Nuvik	1976-1977		15	1.97	58		004-921K	\$339.99
Spirit (Bogie)	1976-1983		15	1.97	58		004-921K	\$339.99
Nuvik (Slide)	1975-1979		15	1.97	61		004-525	\$374.99
Futura	1976-1982		16.5	1.97	63		004-926	\$539.95
Mirage I	1980-1982		15	1.97	54		004-529	\$409.95
Special	1980-1981		15	1.97	54		004-529	\$409.95
Sonic, Mirage II, III	1976-1985		15	1.97	58		004-932K	\$429.95
Grand Prix Special	1979-1981		15	1.97	58		004-932K	\$429.95
Super Sonic	1979-1981		15	1.97	58		004-932K	\$429.95
Ultra	1980-1981		15	1.97	58		004-932K	\$429.95
Ultra Sonic, Sonic	1982		16.5	1.97	58		004-933K	\$499.95
Sonic L/C	1984		16.5	1.97	58		004-933K	\$499.95
<b>Polaris</b>								
Colt SS	1972-1978	Cleat	15	3.29	35	1510138	004-007	\$390.95
Cutlass	1981-1984		15	2	55	5410339	004-793	\$519.95
Gemini	1979-1981	Cleat	15	3.29	35	1510138	004-007	\$390.95
Indy Sport GT	1992		15	2.52	56	5410599	004-956-75K	\$749.95
Starfire	1976-1977	Cleat	15	3.29	35	1510138	004-007	\$390.95
Transport	1996-1999		15	2.52	56		004-956-75K	\$749.95
TX	1976-1979	Cleat	15	3.29	35	1510138	004-007	\$390.95
Widetrak LX	1990-2000		20	2.52	62	5410550	004-929K	\$959.95

Model	Year	Type	Width	Pitch	Qty	OEM	Part #	Price (D)
<b>Roll-O-Flex</b>								
All Models 15"			15	2.52	47		004-540	\$364.95
<b>Rupp</b>								
Sport 340	1976		15	2.52	47		004-540	\$364.95
<b>Ski-Doo</b>								
Alpine	1988-1991		16.5	1.97	71		004-937	\$529.95
Blizzard 246	1971		15	1.97	58		004-921K	\$339.99
Blizzard MX 9500,9700	1982-1984		16.5	1.97	58		004-933K	\$499.95
Chalet	1965-1967		15	1.97	58		004-921K	\$339.99
Citation 3500	1980-1984		15	1.97	54		004-529	\$409.95
Citation 4500, SS	1980-1981		15	1.97	54		004-529	\$409.95
Citaion 4500, SS	1982-1984		15	1.97	58		004-932K	\$429.95
Citation LS	1985-1991		15	2	52		004-535	\$374.95
Elan SS Slide suspension	1974-1978		15	1.97	61		004-525	\$374.99
Elan 250	1971-1996		15	1.97	58		004-921K	\$339.99
Elite	1973-1974		15	1097	58		004-921K	\$339.99
Elite	1978-1982		15	1.97	61		004-525	\$374.99
Escapade	1987-1989		16.5	1.97	63		004-926	\$539.95
Everest (all)			16.5	1.97	63		004-926	\$539.95
Formula Mach-1 XTC	1990-1993		16	2.52	55		004-956-12K	\$815.00
Formula MXLT	1987-1989		16.5	1.97	63		004-926	\$539.95
Formula MXLT	1990		16	2.52	55		004-863K	\$659.95
Formula MX XTC	1991-1993		16	2.52	55		004-863K	\$659.95
Formula Plus	1985-1989		16.5	1.97	58		004-933K	\$499.95
Formula Plus LT,XTC	1990-1993		16	2.52	55		004-863K	\$659.95
Formula Plus LT	1987-1989		16.5	1.97	63		004-926	\$539.95
Formula Plus XTC	1993		16	2.52	55		004-863K	\$659.95
Formula Plus XTC	1991-1993		16	2.52	55		004-863K	\$659.95
Formula-SP, SS	1985-1986		16.5	1.97	58		004-933K	\$499.95
Formula SS-25	1984		15	1.97	58		004-932K	\$429.95
Formula Grand Tour. XTC	1994		16	2.52	55		004-863K	\$659.95
Nordic	1969-1974		18	1.97	58		004-530	\$369.95
Nordic	1981-1983		15	1.97	63		004-534	\$479.95
Olympique (bogies)	1965-78		15	1.97	58		004-921K	\$339.99
Olympique	1975-1979		15	1.97	61		004-525	\$374.99
RV250	1976		15	1.97	58		004-932K	\$429.95
RV340	1976-1978		15	1.97	58		004-932K	\$429.95
Safari G/L	1985-1986		16.5	1.97	63		004-926	\$539.95
Safari GLX	1990-1992		16.5	1.97	63		004-926	\$539.95
Safari L Dlx 503 Rally	1993-1994		16.5	1.97	63	570.2055.00	004-926	\$539.95
Safari LX,L,LE,LC,LCE	1990-1992		16.5	1.97	63	570.2055.00	004-926	\$539.95
Safari 377E	1984-1988		16.5	1.97	58	570.2034.00	004-933K	\$499.95
Safari 447	1984-1988		16.5	1.97	63	570.2042.00	004-926	\$539.95
Safari 503 Cheyenne	1988-1991		16.5	1.97	71	570.2039.00	004-937	\$529.95
Safari Saga	1989		16.5	1.97	58	570.2034.00	004-933K	\$499.95
Scout	1989-1992		16.5	1.97	58	570.2034.00	004-933K	\$499.95
Skandic	1970-1973		18	1.97	58	570.0027.00	004-530	\$369.95
Skandic 277-377	1982-1987		15	1.97	71	570.2019.00	004-528	\$499.99
Skandic 503	1987		16.5	1.97	71	570.2056.00	004-937	\$529.95
Skandic II R	1992-1993		16.5	1.97	71	570.2056.00	004-937	\$529.95
Skandic II 377,377R,503R	1993-1994		16.5	1.97	71	570.2056.00	004-937	\$529.95
Ski Doo	1960-1968		15	1.97	58	570.2009.00	004-921K	\$339.99
SS & TNT (Bogies)	1969-1971		15	1.97	58	570.2009.00	004-921K	\$339.99
Stratos Voyageur	1987-1989		16.5	1.97	58	570.2034.00	004-933K	\$499.95
Tundra	1985-1993		15	1.97	63	570.2021.00	004-534	\$479.95
Tundra LT	1985-1993		15	1.97	71	570.2019.00	004-528	\$499.99
Tundra II	1994		15	1.97	63		004-534	\$479.95
Tundra II LT	1994-1997		15	1.97	71	570.2060.00	004-528	\$499.99
TNT Bogies	1969-1972		18	1.97	58	570.0027.00	004-530	\$369.95
TNT 300,340-440	1974-1976		16.5	1.97	63	570.2042.00	004-926	\$539.95
TNT RV	1976-1978		15	1.97	58	570.2041.00	004-932K	\$429.95
TNT 669	1969		15	1.97	58	570.2041.00	004-530	\$369.95

Model	Year	Type	Width	Pitch	Qty	OEM	Part #	Price (D)
<b>Yamaha</b>								
BR 250 (Kit*)	1982-1994		15	2.52	37		004-764*	\$459.95
(This is a conversion kit. The replacement track has a 2.52" pitch which requires a sprocket swap. Kit includes track and two (2) Part # 04-108-19 sprockets.)								
BR 250TS	1984-1997		15	3.29	31	8H9-47110-00	004-961	\$529.95
CF 300 (Inviter)	1986-1989		15	3.29	31	8H9-47110-00	004-961	\$529.95
CS Ovation	1989-2000		15	3.29	33	8J6-47110-01	004-962	\$499.99
EC 340	1981-1988		15	3.29	33	8J6-47110-01	004-962	\$499.99
ET 250	1977-1979		15	2.52	40	8F3-47110-01	004-763	\$460.00
ET 250	1980-1981		15	3.29	31	8H9-47110-00	004-961	\$529.95
ET 300	1979-1984		15	3.29	31	8H9-47110-00	004-961	\$499.99
ET 340	1980-1988		15	3.29	33	8J6-47110-01	004-962	\$499.99
ET 340 Long Track	1981-1988		15	2.52	54	136" (See Camoplast Listings)		
(This replacement track for 1981-83 ET340T has a 2.52" pitch and can replace the original 3.25" pitch track. Substitute sprockets with 2 Part # 04-108-50.)								
EW SL SM TW	1969-1975		18	2.01	57	863-47110-00	004-560	\$260.00
EX 340 440	1976-1981		15	2.52	46	8G9-47110-00	679-9796	\$515.95
GP 440	1975-1976		15	1.97	58	890-47110-00	004-932K	\$429.95
GP 440	1977-1978		15	2.52	46	8G9-47110-00	679-9796	\$515.95
GP 643	1973		18	2.01	57	863-47110-00	004-560	\$260.00
GS 340	1977-1978		15	2.52	46	8G9-47110-00	679-9796	\$515.95
PR 440	1977		15	2.52	46	8G9-47110-00	679-9796	\$515.95
Phazer 480	1984-1989		15	2.52	46	8V0-47110-00	679-9796	\$515.95
SL 396	1969		18	2.01	57	8G3-47110-00	004-560	\$260.00
SRV 540	1980		15	2.52	46	8V0-47110-00	679-9796	\$515.95
SRX 440	1978-1980		15	2.52	46	8V0-47110-00	679-9796	\$515.95
SS 440	1981-1983		15	2.52	46	8G9-47110-00	679-9796	\$515.95
STX 340, 440	1976-1977		15	2.52	46	8G9-47110-00	679-9796	\$515.95
SW	1971-1973		18	2.01	57	863-47110-00	004-560	\$260.00
TW	1974		18	2.01	57	863-47110-00	004-560	\$260.00
Venture LT	1991-1998		15	2.52	60	8AR-47110	004-960K	\$850.00

## Universal Rear Suspension Hangers

Relocate your rear suspension with ease with the use of these rear suspension hangers. Manufactured from 4130 chrome moly and powder coated, these hangers not only look good, they are very strong and lightweight. (sold in pairs)



Description	Part #	Price (F)
Universal Rear Suspension Hangers	STA32-412	\$57.95

## Rear Suspension Hangers for Gen-11 Polaris

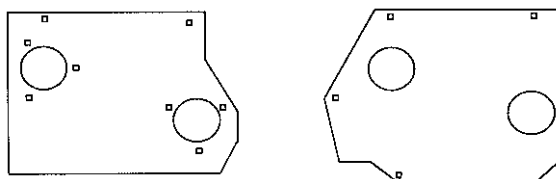
These custom made brackets allow for proper rear suspension location for Gen-11 longtrack conversions. (sold in pairs)



Description	Part #	Price (F)
Rear Suspension Hangers	STA32-411	\$24.95

## Rolled and Lowered Relocation Kit

With this easy to use kit you can now relocate your front axle and jackshaft for more tunnel clearance without any guess work. The custom made templates fit to original rivet holes in the bulkhead and gives you exact locations for your new holes. For use of 2" to 2 1/4" rubber tracks.



Description	Part #	Price (F)
1993-96 Polaris	32-93	\$79.95
Skidoo F2000, S2000 (relocates axle 5/8" down & 3/8" back)	STA32-288	\$139.95
Skidoo ZX-Chassis (relocates axle 5/8" down & 3/8" back)	STA32-289	\$159.95

## Suspension Upgrade Kits *by Sled-Pro*

With the use of the coupling bars we have now joined or coupled the front suspension with the rear. With this coupling we have now transferred the impact from the front to the rear swing arm, thus allowing greater rear downforce resulting in less "Kick-Back" for the rider. From: Sled-Pro

Description	Part #	Price (F)
Ski-Doo SC-10	SP001	\$139.95

### Fits SC-10 Suspensions

Mach-Z	1997-2000
Mach-1	1997-2000
MXZ 440	1996-1997
MXZ 500	1998-1999
MXZ 583	1996-1998
MXZ670	1998-1999
MXZ 600	1999
MXZ380/440/500-F/C	2001
Formula III 600	1997-1999
Formula III 700	1998-2000
Formula III 800	2000
Formula SS	2000
Formula Z 583	1996-1999
Formula 583 Dlx	1998-1999
Formula Dlx 380/500F/C	2001

Description	Part #	Price (F)
Arctic Cat	SP003	\$139.95

### Fits Arctic Cat

600 Dlx, EFI, EXT	1998
Cougar Dlx	1998
Thundercat	1998-2001
ZRT	1997-2001
ZR	1997-2001
ZL	1998-2001
Z-440	1998-1999



### SLP Track/Hifax Anti-wear pads

Designed for tracks that are not equipped with windows or track clips on every window. These new wear pads reduce drag and wear on Hifax's. Without these anti-wear pads you will have higher Hifax temperature, more drag against the track and even depositing rubber on the Hifax. Track damage is eventually possible.



Description	Part #	Price
40-pack good for 136,144,151" tracks	STA25-102	\$35.95
32-pack good for 121" tracks	STA25-103	\$28.95

## Transfer Rods for Yamaha

These will be the single best improvement you can do to your Yamaha. Fully adjustable, these rods allow the weight to transfer to the track for better Holeshoot.

Description	Year	Part #	Price (E)
Adustable Trail	1997-99	063-0002	\$149.95
Adustable Trail	2000-01	063-0003	\$149.95



## Front Rail, Shock Mount Kit for 2000-01 RMK Xtra-Lite Suspensions


Allow your sled to jump right out on top of the powder with this front rail shock relocation kit. This kit rotates the front shock forward and down which improves approach angle of the track for better climbing and floatation, with less suspension transfer. Works with oem or aftermarket shocks.

Part #	Price (F)
STA31-202	\$89.95



## Chaincase Guard

Made for rolled chaincase chassis, tthis item protects your chaincase from rocks protecting the bottom from getting pounded out.



Description	Part #	Price (D)
Chaincase Guard	STA32-37	\$89.95

## Slide Rail Extensions

New Multi-length rail extensions to fit Polaris & Skidoo. Finally a great way to lengthen your rails without the hassle of trying to figure out how long your rails will need to be after changing drivers and relocating suspensions. Do all your calculations and then just cut off the extra length.

Description	Approx. C-Center	Part #	Price (F)
A-Cat 121" to 136" Ext. Plates 1997-02 w/ "ETT" rails	8.25"	31-039	\$109.95
A-Cat 136" to 141" Ext. Plates 1997-02 w/ "ETT" rails	3.5"	31-041	\$109.95
A-Cat 136" to 144" Ext. Plates 1997-02 w/ "ETT" rails NEW!!	4.0"	31-044	\$109.95
A-Cat 136" to 151" Ext. Plates 1997-02 w/ "ETT" rails NEW!!	8.25"	31-039	\$109.95
Polaris 121" to 133" Ext. Plates 1980-97 IFS (Oval axle hole)	6.5"	31-133	\$109.95
Polaris 121" to 136" Ext. Plates 1980-97 IFS (Oval axle hole)	8.5"	31-136	\$109.95
Polaris 121" to 136" Xtra-10 Susp. 97-up (Rectangle axle hole)	7.5"	31-336	\$109.95
Polaris 136" to 141" Xtra-10 Susp. 97-up (Rectangle axle hole)	3.25"	31-141	\$109.95
Polaris 136" to 144" Xtra-10 usp. 97-up (Rectangle axle hole)	4.0"	31-144	\$109.95
Polaris 136" to 151" Xtra-10 Susp. 97-up (Rectangle axle hole)	7.5"	31-336	\$109.95
Polaris 144" to 151" Polaris Suspensions (Rectangle axle hole)	4.0"	31-144	\$109.95
Polaris 144" to 159" Polaris Suspensions (Rectangle axle hole)	7.5"	31-336	\$109.95
Polaris 151" to 159" Polaris Suspensions (Rectangle axle hole)	3.25"	31-141	\$109.95
Polaris Multi Length fits; Xtra-Lite & Xtra-10 Suspensions	4.0"-8.5"	31-199	\$109.95
Skidoo 121" to 133" SC-10 Suspensions	6.5"	31-233	\$109.95
Skidoo 121" to 136" SC-10 Suspensions (use this kit when changing from 9 to 8 tooth drivers on S2000 chassis)	8.5"	31-236	\$109.95
Skidoo 121" to 136" SC-10 Suspensions (99-02 ZX Chassis w/9 tooth drivers)	7.5"	31-246	\$109.95
Skidoo 136" to 141" SC-10 Suspensions (w/9 tooth drivers)	3.5"	31-241	\$109.95
Skidoo 136" to 144" SC-10 Suspensions (w/9 tooth drivers)	4.0"	31-244	\$109.95
Skidoo 136" to 151" SC-10 Suspensions (w/9 tooth drivers)	7.5"	31-246	\$109.95
Skidoo Multi Length extensions fits; SC-10 suspensions	4.0"-8.5"	31-199	\$109.95
Yamaha Multi length extensions 3" to 9" 1994-2003	3"-9"	31-600	\$129.95



**31-600 Yamaha Multi-Length Extensions**




**31-199**

## Slide Rail Extensions by SLP

Fits	Extension Kit Length	Axle Setback	Part #	Price (F)
Polaris 1988-97 (Except 700SKS, XC Twins)	121" to 133"	6"	STA31-75	\$111.95
Polaris 1988-97 (Except 700SKS, XC Twins)	121" to 136"	7.5"	STA31-77	\$123.69
Polaris 1997 700SKS, XC, 1998-04 All Models (Except Edge) (includes spacers)	121" to 136"	7.5"	STA31-80	\$129.95
Polaris models using 8 tooth drivers. 1997 700SKS, XC, 1998-04 All Models (Except Edge) (includes spacers)	121" to 136"	7.5"	STA31-212	\$129.95
Polaris Edge Models 2000-05	121" to 136"	7.5"	STA31-210	\$124.95
Polaris Pro-X Models	121" to 136"	7.5"	STA31-80	\$129.95
Polaris All 136" rails (includes spacers)	136" to 144"	4"	STA31-211	\$124.95
Polaris All 136" rails (includes spacers)	136" to 151"	7.5"	STA31-80	\$129.95
Polaris All 144" rails	144" to 151"	4"	STA31-211	\$124.95
Polaris All 144" rails	144" to 156"	6"	STA31-234	\$129.95
Polaris All 144" rails	144" to 159"	7.5"	*STA31-240	\$129.95
Polaris All 151" rails	151" to 156"	2.5"	STA31-235	\$129.95
Polaris All 151" rails	151" to 159"	4"	STA31-211	\$124.95
Polaris All 151" rails	151" to 166"	7.5"	STA31-80	\$129.95
Polaris All 159" rails	159" to 166"	4"	STA31-211	\$124.95
Yamaha w/8 tooth drivers	121" to 136"	-	STA31-231	\$111.95
Yamaha w/9 tooth drivers	121" to 136"	-	STA31-236	\$109.95
Yamaha 141" to 151"	141" to 151"	-	STA31-232	\$111.95





19-451



004-116-80

### Big Wheel Offset Axle Kit

Using 8" rear wheels for less rolling resistance is a must for any performance minded snowmobiler. Big Wheels give you tons of free horsepower. this kit moves you axle location up and forward from the stock location. Wheels must be ordered separately.

Description	Wheel Size	Part #	Price (E)
Polaris Xtra-10, Xtra-Lite 121" suspensions	6 $\frac{3}{8}$ " to 8"	19-451	\$183.05
Polaris Xtra-10, Xtra-Lite 136"-up suspensions	6 $\frac{3}{8}$ " to 8"	19-452	\$183.05
Skidoo SC-10,II,III 121" suspensions	6 $\frac{3}{8}$ " to 8"	19-453	\$183.05
Skidoo Summit 136"-up suspensions	6 $\frac{3}{8}$ " to 8"	19-454	\$183.05
Arctic cat 121" suspensions	6 $\frac{3}{8}$ " to 8"	19-455	\$183.05
Arctic cat 136"-up suspensions	6 $\frac{3}{8}$ " to 8"	19-456	\$183.05
8" Big wheel-black plastic w/rubber	8"	004-116-80	\$38.95

### Tunnel Extensions from SLP

Fitment	Part #	Price (E)
<b>Arctic Cat</b>		
02-05 ZR's 121" to 136/144"	STA32-477	\$219.95
04-05 Firecat Chassis 121" to 136/144"	STA32-480	\$283.47
05 M-Chassis 144" to 153/162"	STA32-481	TBA
05 M-Chassis 153" to 162"	STA32-482	TBA
<b>Polaris</b>		
Polaris 121" to 133/136" (Except Edge)	STA32-35	\$114.95
Polaris 121" to 141/144" (Except Edge)	STA32-36	\$135.95
Polaris 121" to 151/156" (Except Edge)	STA32-397	\$153.27
Polaris Edge from 121" to 136"	*STA32-410	\$119.95
Polaris Edge from 121" to 144"	*STA32-474	\$134.95
Polaris Edge from 121" to 151/159"	*STA32-475	\$153.27
Polaris RMK Edge from 136/144" to 151/159"	STA32-466	\$129.95
Polaris RMK Edge from 136/144/151/159" to 166"	STA32-476	\$153.27
<i>* Includes guard for rear coolant transfer hose</i>		
<b>Ski-Doo</b>		
03-05 REV 121" to 136/144"	STA32-483	\$229.95
03-05 REV 144" to 151/156/159/162"	STA32-484	\$131.77
03-05 REV 151" to 156/159/162"	STA32-485	\$131.70
1999-03 ZX 121" to 136/144"	STA32-486	\$191.34
1999-03 ZX 136/144" to 151/156/159/162"	STA32-487	\$191.34
1999-03 ZX 151" to 159/162"	STA32-488	\$184.23
F2000,S2000,CK3 Chassis 121 to 136/144"	STA32-489	\$153.29
F2000,S2000,CK3 Chassis 136" to 141/144"	STA32-490	\$159.95
<b>Yamaha</b>		
Viper 121" to 136"	STA32-460	\$119.95
Mountain Viper, M-Max 141/144" to 151"	STA32-461	\$182.95
121" to 136/141/144" V-Max's,SX's	STA32-463	\$239.95



Polaris Tunnel Extension



Yamaha Tunnel Extension

### Tunnel Extensions

Fits	Description	Part #	Price (F)
Polaris 1988-99	8"-9" Extension	32-340	\$79.95
Polaris 1988-99	10"-12" Extension	32-350	\$89.95
Polaris 1988-99	13"-14" Extension	32-360	\$99.95
Skidoo 1996-99	8"-9" Extension	32-371	\$119.95
Skidoo 1996-99	12"-13" Extension	32-381	\$129.95



\*Unpainted\*

## Cleats



Model	Year	Length	oem.#	Part#	Price (G)
<b>Arctic Cat</b>					
Cheetah	72	16½"	0102-025	610-101	\$2.89
Cheetah	73-78	11"	0102-086	610-104	\$2.89
El-tigre	73	14½"	0102-034	610-103	\$2.89
El-tigre 295	74	14½"	0102-034	610-103	\$2.89
El-tigre 340/440	74-80	10"	0102-093	610-105	\$2.89
EXT	72	14½"	0102-034	610-103	\$2.89
Jag	75-81	10"	0102-093	610-105	\$2.89
Lynx	71-73	16½"	0102-025	610-101	\$2.89
Lynx 292/340	74	16½"	0102-025	610-101	\$2.89
Lynx 440	74	11"	0102-086	610-104	\$2.89
Lynx	75-76	10"	0102-093	610-105	\$2.89
Pantera	75	11"	0102-086	610-104	\$2.89
Pantera	76-79	10½"	0102-202	610-106	\$2.89
Panther	67-72	16½"	0102-025	610-101	\$2.89
Panther	73-79	11"	0102-086	610-104	\$2.89
Puma	70-73	16½"	0102-025	610-101	\$2.89
Trail Cat	79-81	10"	0102-093	610-105	\$2.89

<b>John Deere</b>					
JD 295/S	74	14.5"	M66038	004-097	\$4.75
JD X 4 Spec.	74	14.5"	M66038	004-097	\$4.75
JDX 4 S	74	10½"	Kimpex	004-097-1	\$4.85
JD 340/S, JDX 4	75	14.5"	M66038	004-097	\$4.75
JD 340/S, JDX 4	75	10½"	Kimpex	004-097-1	\$4.85
JDX 6, JDX 8	74-75	14.5"	M66038	004-097	\$4.75
JDX 6, JDX 8	74-75	10½"	Kimpex	004-097-1	\$4.85
Cyclone 340,440	76-78	14.5"	M66038	004-097	\$4.75
Cyclone 340,440	76-78	10½"	M66755 2/3	004-097-3	\$4.85
Cyclone 340,440	76-78	10½"	Kimpex	004-097-1	\$4.85
Liquifire 340, 440	76	14.5"	M66038	004-097	\$4.75
Liquifire 340, 440	77-78	10½"	M66755 2/3	004-097-3	\$4.85
Liquifire 340, 440	76-78	10½"	Kimpex	004-097-1	\$4.85
Spitfire 340	78-82	14¼"	M68381	004-097-2	\$4.85
Trailfire 340, 440	79-83	14¼"	M68381	004-097-2	\$4.85
Trailfire 340, 440	84	14¼"	M68381	004-097-2	\$4.85
Sportfire 440	80-84	14¼"	M68381	004-097-2	\$4.85
Snowfire Sprintfire	82-84	14¼"	M68381	004-097-2	\$4.85

Model	Year	Length	oem.#	Part#	Price (G)
<b>Scorpion</b>					
Range Whip	76-78	10½"	043952	610-105	\$2.89
Sting	77-79	10½"	043952	610-105	\$2.89
Whip	76-79	10½"	043826	004-094-1	\$3.65

<b>Yamaha</b>					
SRX340	76	14½"	N/A	610-608	\$2.89
SRX440	76-77	14½"	N/A	610-608	\$2.89
GPX 338, 433	74	14½"	878-47116	610-103	\$2.89

<b>Mercury</b>					
All cleated models		14½"	N/A	004-095	\$2.80

<b>Polaris</b>					
All w/15" track	72-81	14½"	5221425	610-202	\$2.89
Custom II	74	17½"	5221693	004-096-1	\$4.99
Electra	74-77	17½"	5221693	004-096-1	\$4.99

### Arctic Cat/Polaris Track Cleat Bolts

Description	Part #	Price (G)
¾" Nut & Bolt 100pk	620-187	\$18.35/pk
¾" Nut & Bolt ea.	620-187-1	\$0.25 ea.

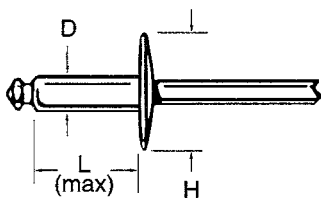
### Universal Cleat Bolts

Description	Part #	Price (G)
¼" Bolt & Nut 50pk	620-250	\$18.35/pk
¼" Bolt & Nut ea.	620-250-1	\$0.45 ea.



Description	oem#	Part #	Price (G)
MOTO SKI 1965-75 All models		004-009	\$0.35
Arctic Cat	0123-729	004-008	\$0.28
Boa Ski	S-63-06-001		
John Deere	M 64720		
Polaris	7261423		
Yamaha	ACC-11250-19-00		
Solid, Heavy Duty		004-008-1	\$0.59
Arctic Cat, Boa Ski, John Deere, Polaris, Yamaha			
SNO JET 1970-71		004-010	\$0.39

### Steel / Steel Rivets



Use	"D"	"L"	"H"	Material	Part#	Price (G)
Arctic Cat rivet-on slides.	5/32"	.415"	.312"	Steel/Steel	630-056F	\$0.08 ea
Belly pans, body work	3/16"	.690"	.375"	Steel/Steel	630-068F	\$0.13 ea
Belly pans, body work.	3/16"	.440"	.625"	Steel/Steel	630-064L	\$0.12 ea
Arctic Cat & Polaris Cleats.	3/16"	.565"	.625"	Steel/Steel	630-066L	\$0.15 ea
Belly pans, body work.	3/16"	.690"	.625"	Steel/Steel	630-068L	\$0.22 ea
Belly pans, body work	3/16"	.815"	.625"	Steel/Steel	630-610L	\$0.30 ea
Belly pans, body work	3/16"	.940"	.625"	Steel/Steel	630-612L	\$0.30 ea
Tunnel extensions etc.	1/4"	.740"	.500"	Steel/Steel	630-088L	\$0.30 ea